



WROUGHT IRON COLLECTION

Our "Fusion Wrought Iron Collection" celebrates originality and the splendour of wrought iron. Unique to this collection is our Sandblast Cutout glass backing, reflecting both the beauty of our glass design and the strength of wrought iron. This feature showcases the brilliance of the wrought iron design through both sides of the glass insert.

INTERIOR GLASS OPTIONS

The craftsman wrought iron collection offers a variety of glass backing options on all its wrought iron designs. Choose from either sandblast, clear glass, sandblast cut out, chinchilla, pinhead, oceana, granite, clear baroque and listral.

***Please Note:** Interior glass is supplied by various manufactures, slight variances in texture, and opacity may result. Due to the nature that highlights are applied by hand to each piece of wrought iron, appearance may differ from piece to piece.*

Brela Wrough Iron Galss Collection. See page 32 for details.

Standard
Sizes
Available



Available Transoms



ANTONELLA



WI-AN-2264



WI-AN-764




WI-AN-848



WI-AN-2248



BRELA



WI-BR-2248



WI-BR-764




WI-BR-2264



WI-BR-764

Standard
Sizes
Available



Available Transoms
HALF MOON ELLIPSE
SEGMENTAL RECTANGLE

WROUGHT IRON
GLASS COLLECTION

PRAGUE



WI-PR-848

WI-PR-2248



WI-PR-764



WI-PR-2264



LYNDA



WI-LY-2264



WI-LY-764



WI-LY-848



WI-LY-2248



Standard
Sizes
Available



Available Transoms



TREVISO



CORSICA



Standard
Sizes
Available



Available Transoms



WROUGHT IRON GLASS COLLECTION



CORSICA WI-CO-2264 and sidelite WI-CO-764

WROUGHT IRON
GLASS COLLECTION


Standard
Sizes
Available



Available Transoms



EVA



WI-EV-2264

WI-EV-764



WI-EV-848

WI-EV-2248



EVA WI-EV-2248



FUSION
GLASS WORKS INC.

**GARDEN DOOR
COLLECTION**



9 LITE PRARIE GRILL with PATINA CAMING
SIZES: 20 x 64, 22 x 64, 22 x 80, 22 x 48



15 LITE CLEAR BEVEL with PATINA CAMING
SIZES: 20 x 64, 22 x 64, 22 x 80, 22 x 48



All units meet
Energy
Star certification.

1" CLEAR
BEVEL BORDER
SIZES:
20 x 64
22 x 64
22 x 80
22 x 48





CLEAR BEVEL BORDER with PATINA CAMING
SIZES: 20 x 64, 22 x 64, 22 x 80, 22 x 48




3 LITE with PATINA CAMING
SIZES: 20 x 64, 22 x 64, 22 x 80, 22 x 48



SANDBLAST WITH
1" CLEAR BORDER

SIZES:
20 x 64
22 x 64
22 x 80
22 x 48


GLASS OPTIONS



Listral



Chinchilla



Clear Baroque




Clear Delta



Granite



Grey Baroque




Hammered



1/2" Reeded



Sandblasted Delta




Narrow Reeded



Oceana




Sparkolite



Chord



Clear Seedy



Glue Chip



Clear Water



Clear Vecchio



Pinhead

SANDBLAST CUT OUT

Fusion Glass Works offers a truly unique glass backing option on all its decorative wrought iron designs. Our innovative sandblast cut out illustrates the beauty of the wrought iron design through both sides of the glass unit.





FUSION EURO SERIES FRAMES

With its highly contemporary design, the Euro frame bestows your door with a look that is modern, elegant and timeless all at once. Made in Canada with a 2 1/4 inch anodized aluminum extrusion. It also meets Energy Star® guidelines and exceeds industry standards for air and water tightness under CAN/CSA A440-00 (B4).

Colours: Silver, Stainless Steel and White.

Format: Suitable for all door and lateral openings.

Please Note: With the Euro frame being larger than regular frames, the doorlite will be smaller, and the design may be slightly modified.

ANTI-INTRUSION OPTION – Safety laminated glass ANSI Z97.1



Security glass is offered as an option: the glass is tempered and laminated on the outside to protect its integrity against breakage or break-in attempt. Highly recommended with the purchase of a multipoint lock for maximum security.

Note: Textured glass used in the production of our doorlites may contain irregularities in the pattern, small air bubbles and streaks which are an integral part of the product. They are not considered defects.



**fenestration
canada**

Door lites supplied by Fusion Glass can be used in doors to meet Energy Star criteria.

Need more performance in your doorlite...
consider **Cardinal LoE-180™**

CLEAR ONE LITE



COLONIAL GRILLS



When the weather turns frigid, Cardinal LoE-180™ glass is the perfect cold remedy. It keeps homes warmer and more comfortable by blocking heat loss to the outside and letting the sun's heat stream in. It extends a warm welcome home while achieving the highest ER values.



Some items are special order. For a complete list of sizes, glass and grid options available in your area, contact your dealer for more information.





Fusion Glass Works Inc. products come with a full manufacturers lifetime warranty against seal failure on all insulated door lites. In no event shall Fusion Glass Works Inc. pay for the cost of labour, installation or finishing of either the insulated glass unit or the replacement unit or any other incidental cost related thereto. Fusion Glass Works Inc. makes no other warranty or guarantee either expressed or implied.

The glass and wrought iron models shown in this brochure are protected by copyright laws in Canada and abroad. Their unauthorized reproduction in any matter is strictly prohibited.

www.fusion-glass.com

AUTHORIZED DISTRIBUTOR